



GREENOMY



**ACCELERATING THE TRANSITION
TO A SUSTAINABLE FUTURE**

YOUR EUROPEAN SUSTAINABLE FINANCE REPORTING SOLUTION

- ▶ Prepare your EU Taxonomy/SFDR/CSRD reports with our digital solutions
- ▶ Greenomy, your one-stop sustainability reporting SaaS



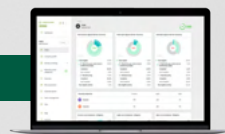
OUR SAAS STREAMLINES THE COLLECTION OF DATA NECESSARY TO AUTOMATICALLY ASSESS YOUR EU TAXONOMY/SFDR COMPLIANCE ALIGNMENT



GREENOMY IS A CLOUD-BASED PLATFORM CONNECTING COMPANIES, AUDITORS, FINANCIAL INSTITUTIONS AND DATA PROVIDERS

EASY ACTIVITY SCREENING

Companies can calculate their EU Taxonomy eligibility/alignment by Turnover, CapEx and OpEx



SCREEN PORTFOLIOS

Investors have access to accurate data coming straight from investees and data providers



LOAN BOOK SCREENING

Lenders can engage directly with corporates borrowers to assess their Green Asset Ratio



CERTIFIABLE & MACHINE READABLE REPORTS

Non-financial reports are generated and are certifiable by auditors directly onto the platform



RETRIEVE RAW TAXONOMY DATA Connect through our API and go beyond estimates

TRANSITION TOOL Processing reported data to guide organisations along the EU Taxonomy's transition path to carbon neutrality by 2050



Book a demo at www.greenomy.io

YOUR EUROPEAN SUSTAINABLE FINANCE REPORTING SOLUTION

Are you ready to comply with EU Sustainable Finance regulation?

Greenomy offers Companies and Financial Institutions a one-stop platform to report and comply with the new EU Sustainable Finance Reporting regulations.

EU TAXONOMY

Report EU Taxonomy eligibility and alignment by Turnover, CapEx and OpEx for corporate activities, investment portfolios and the Green Asset Ratio for loan books.

SFDR

Generate your Principal Adverse Impact (PAI) assessment at both product and entity level.

WHY CHOOSE GREENOMY'S EU TAXONOMY & SFDR REPORTING SOLUTION?

- ▶ Translates thousands of pages of legislation into a **simple to use** platform to compute the **relevant metrics** for your company, investments or debt.
- ▶ A **self-guided** process to retrieve raw **EU Taxonomy/SFDR data** from our API and go beyond estimates
- ▶ In **one-click** complete your **Sustainability Reporting** including Substantial Contribution, DNSH, Minimum Social Safeguards and PAI KPIs
- ▶ France's largest private equity is screening their portfolio with Greenomy's **Investor Portal**
- ▶ A major market infrastructure provider is using Greenomy's **Company Portal** to screen listed issuers
- ▶ Various major European banks are exploring Greenomy's **Lender Portal** to screen their loan books



Greenomy is the most mature solution on the market for EU Taxonomy screening

- Head of Sustainability at leading global energy company

Greenomy's SaaS Portal is exactly what we are looking for to update our IT infrastructure and ensure compliance on time

- Head of Sustainable Finance at major European bank

TRUSTED BY

Deloitte.

BAIN & COMPANY

accenture

inetum.1

OLIVER WYMAN

manaos

Laragon
SUSTAINABILITY SOLUTIONS

sustainable
capital
group

bpi france

ecovadis

Wolters Kluwer
enablon

MFEX

TEMENOS

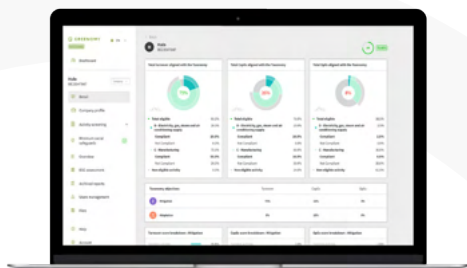
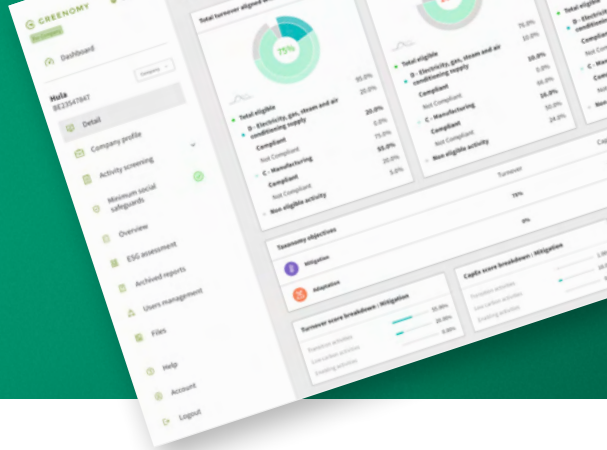
euroclear

ALLEN & OVERY

SAP

Contact us at hello@greenomy.io

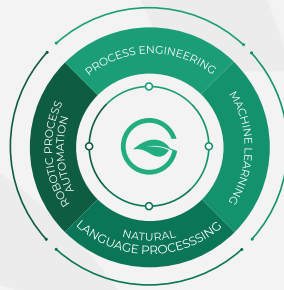
COMPANY PLATFORM



**COMPANIES CAN EASILY PERFORM
THEIR ACTIVITY SCREENING,
CALCULATING THEIR EU TAXONOMY
ELIGIBILITY/ALIGNMENT BY
TURNOVER, CAPEX AND OPEX**

POOL EXTERNAL DATA

- Public domain
- ESG data providers
- Supply chain analysis
- Life Cycle Assessment
- IoT sensors
- Controversies screening



IMPORT INTERNAL DATA

- Company reports
- Corporate database/ERP systems
- Accounting
- Audits/certifications

AUTOMATED & CUSTOMIZED REPORTS


Sustainability/non-financial reporting
supporting format PDF, Excel, XBRL

DISSEMINATED TO REGULATORS, INVESTORS, AUDITORS, CRO/CFO


STRUCTURED AND MACHINE READABLE

PROCESSING REPORTED DATA TO GUIDE ORGANISATIONS ALONG THE EU TAXONOMY'S TRANSITION PATH TO CARBON NEUTRALITY BY 2050

TAXONOMY KPIS MANDATED DISCLOSURE



RAW ESG DATA



Contact us at hello@greenomy.io

EU TAXONOMY/CSRD REPORTING FOR COMPANIES

Compute your Turnover, CapEx & OpEx
eligibility/alignment in three simple steps

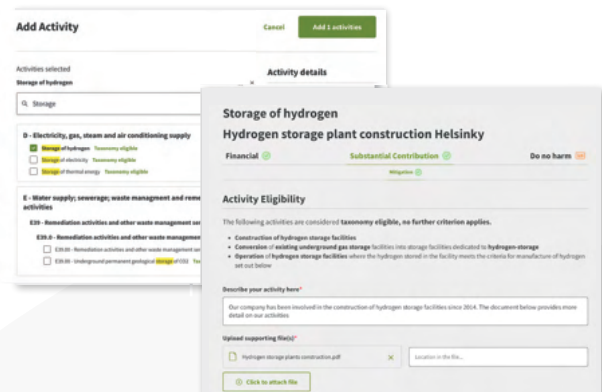
1 UPLOAD YOUR COMPANY DATA INTO THE PORTAL

Upload your entire group structure at once and forget about consolidating the data, our solution generates consolidated scores automatically. Collaborate with your colleagues across the world on one single interface.




2 ADD AND SCREEN YOUR ECONOMIC ACTIVITIES

Quickly identify and add your economic activities, then follow the flow! You will only see the criteria applicable to you and be supported by our additional information.



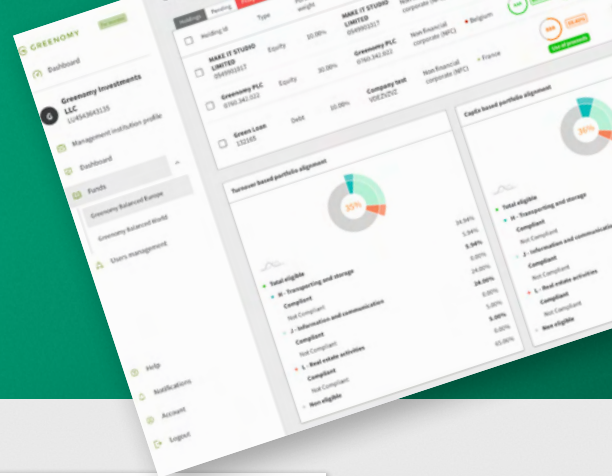
3 RETRIEVE YOUR MACHINE READABLE EU TAXONOMY REPORT

You are done with your EU Taxonomy screening! Download the official reporting template already filled-out with all computed KPIs, in Excel, PDF or XBRL.



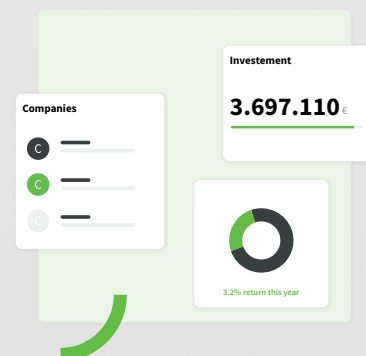
Book a demo on www.greenomy.io

INVESTOR PLATFORM



COLLECT COMPANY ESG DATA AND SCREEN PORTFOLIOS

- Investors have **direct access** to certified EU Taxonomy/SFDR data for every company or security in a portfolio
- ESG portfolio screening is **automatically executed** based on the weighting and EU Taxonomy scores of the portfolio assets
- Investors can provide their investees with an **efficient interface** to transform their proprietary ESG data into EU Taxonomy/SFDR aligned data
- Generate** your SFDR PAI assessment at both product and entity level



INTEGRATE YOUR EXISTING AND NEW DATA PROVIDERS



ADD-ON DATA PROVIDERS



SUSTAINALYTICS

REFINITIV



Trucost
ESG Analysis
S&P Global



AND MORE

PORTFOLIO ANALYSIS AND REPORTING

- Data visualisation** of portfolio's components, **enabling comparison** against peers, benchmarks and stated portfolio objectives
- Official sustainability **disclosure reports** are **automated** to comply with regulatory requirements
- Seamlessly interact** with third party certifiers
- Automated** and **scheduled** report dissemination

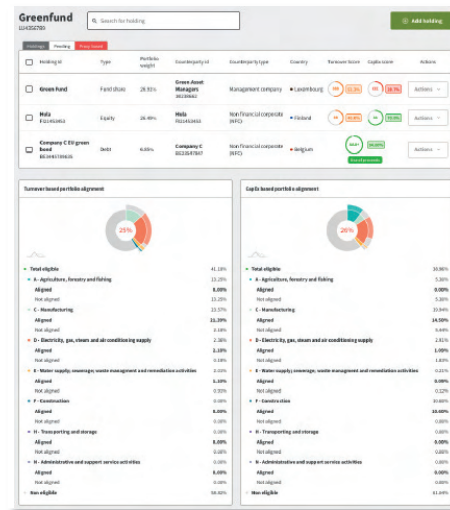
Contact us at hello@greenomy.io

EU TAXONOMY/SFDR REPORTING FOR INVESTORS

Compute your portfolios alignment in three simple steps

1 UPLOAD YOUR PORTFOLIOS AUTOMATICALLY INTO THE PORTAL

Don't waste time collecting all individual constituents' scores, our solution does it for you and automatically computes the portfolio's EU Taxonomy/SFDR scores.



2 REACH OUT TO INVESTEEES

An underlying position's score is missing? Don't worry you will be able to request the investee's report directly onto the portal and be automatically notified once completed.

This screenshot shows a detailed view of holdings in the Greenfund portal. The table includes columns for Holding ID, Type, Portfolio weight, Counterparty ID, Counterparty type, Country, Counterparty name, and Actions. Four holdings are listed: 3D Systems Corp., Broadfield Asset Management Inc., Endress, S.A., and Abengoa, S.A. Each holding has a corresponding 'Evaluate' button in the Actions column.

3 RETRIEVE YOUR MACHINE READABLE EU TAXONOMY/SFDR REPORT

You are done with your EU Taxonomy/SFDR screening! Download the official reporting template already filled-out with your metrics, in Excel, PDF or XBRL.

This screenshot displays a comprehensive report from the Greenfund portal. It includes sections for 'Asset managers regulatory table' with detailed metrics on taxonomy-aligned economic activities, 'Additional, complementary disclosures: breakdown of denominator of the KPIs', and 'Value of Taxonomy-aligned exposures to financial and non-financial undertakings subject to Articles 18a and 21a of Directive 2013/79/EU'. The report provides a breakdown of metrics for non-financial undertakings, including turnover-based, capital-based, and financial-based percentages, as well as absolute values for taxonomy-aligned and non-taxonomy-aligned activities.


Book a demo on www.greenomy.io

LENDER PLATFORM

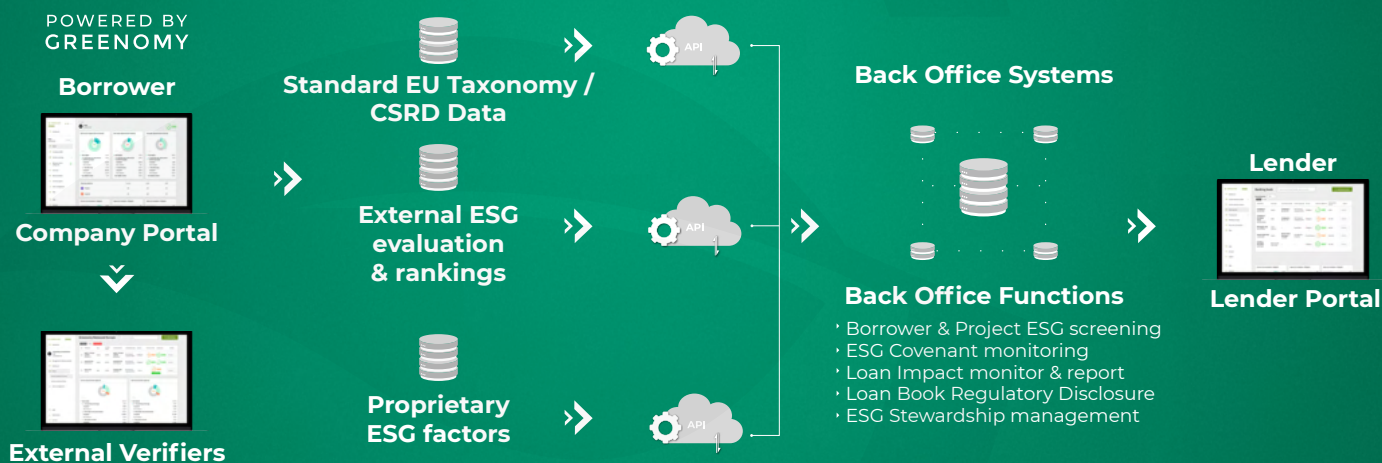
EU TAXONOMY ELIGIBILITY/ALIGNMENT

Enabling credit institutions to:

- ▶ **Compute** Green Asset Ratio and supporting KPIs
- ▶ Provide an **automated interface** to corporate borrowers to create and deliver EU Taxonomy aligned data
- ▶ **Seamlessly interact** with third party validators to certify EU Taxonomy alignment of loans
- ▶ **Engage directly** with your borrowers to enhance sustainability performance



BACK OFFICE LENDING



White label the Greenomy infrastructure into your lending process:

- ▶ Provide your customers with your **branded digital interface** to transform their proprietary ESG data into certified EU Taxonomy aligned data
- ▶ **Integrate** into your bank's IT systems while customising the interface to your specific needs
- ▶ Constant **updates** based on latest regulatory developments



Contact us at hello@greenomy.io

EU TAXONOMY REPORTING FOR LENDERS

Compute your Green Asset Ratio (GAR) in three simple steps

1 UPLOAD YOUR LOANS TO YOUR BANKING BOOK AUTOMATICALLY

Don't waste time collecting all individual loan positions scores, our solution does it for you and automatically computes your GAR.

Asset name	Asset type	Counter-party name	Counter-party type	Country	Taxonomy alignment	Gross carrying amount	Actions
Company C Green loan	Loan / Advance	Company C BE23547847	Non financial corporate (NFC)	Belgium	AA+ 98.50%	9.46 ME	Actions
Hula specific purpose bond	Debt	Hula FI21453453	Non financial corporate (NFC)	Finland	AA+ 98.50%	14.59 ME	Actions
Household Mortgage loans BERLIN (IDMORTGAGE)	Loan / Advance	/	Household	Germany		43.26 ME	Actions

2 SCREEN RETAIL LOANS AND INTERACT WITH CORPORATE BORROWERS

Quickly (bulk) screen retail loans towards households (mortgage, vehicles loans, etc.) and engage with corporate borrowers directly through the platform.

Mortgage loan Luxembourg

Loan Type: Mortgage Loan

Buildings built after 31 December 2020

The buildings built after 31 December 2020, must meet the criteria for new constructions, that are relevant at the time of the acquisition.

- The **Primary Energy Demand (PED)**, defining the energy performance of the building resulting from the construction, is **at least 10 %** lower than the threshold set for the **nearly zero-energy building (NZEB)** requirements in national measures implementing [Directive 2010/31/EU](#) of European Parliament and of the Council.

The energy performance is certified using certification schemes such as **Energy Performance Certificates (EPCs)**.

The **Primary Energy Demand (PED)**:

- is the annual primary energy demand associated with regulated energy use during the operational phase of the building life-cycle. The operational phase emissions arise from activities: heating, cooling, ventilation and lighting of the building, etc.
- PED is calculated **ex ante** according to the national methodologies for asset design assessment, or as defined in the set of standards ISO 15926, expressed as kWh/m² per year.

Additional info

Regulations

- The [Directive 2010/31/EU](#) on the energy performance of buildings.
- New zero-energy buildings (NZEB) requirements per country.

Standard

- (ISO 15926): Energy performance of buildings – Determining EPB assessment – Part 1: General framework and procedures.

3 RETRIEVE YOUR MACHINE READABLE EU TAXONOMY REPORT

You are done with your EU Taxonomy screening! Download the official reporting template already filled-out with your metrics, in Excel, PDF or XBRL.

Banking book GAR				
70.0%				
Asset breakdown				
	Eligible	Aligned	Not Aligned	86.60%
Equity	23.0%	12.6%	10.9%	
Loan / Advance	19.3%	39.3%	0.0%	
Represented real estate	15.7%	15.7%	0.0%	
Debt	8.1%	2.1%	0.0%	
Non eligible activity				13.4%
Counterparty breakdown				
	Eligible	Aligned	Not Aligned	86.60%
Management company	11.8%	5.5%	0.3%	
Non financial corporate (NFC)	47.0%	37.8%	9.2%	
Non-sustainable	15.7%	15.7%	0.0%	
Credit institution	1.4%	0.0%	1.4%	
Household	4.3%	4.3%	0.0%	
Local government / municipalities	6.4%	6.4%	0.0%	
Non eligible activity				13.4%
Activity breakdown				
	Eligible	Aligned	Not Aligned	86.60%
D - Water supply; sewerage; waste management and remediation activities	7.7%	4.3%	3.9%	
D - Electricity, gas, steam and air conditioning supply	6.9%	4.9%	0.0%	
E - Construction	29.2%	19.2%	0.0%	
F - Manufacturing	29.3%	17.8%	12.0%	
A - Agriculture, forestry and fishing	0.0%	0.0%	0.0%	
G - Real estate activities	23.3%	23.1%	1.4%	
Non eligible activity				13.4%

Book a demo on www.greenomy.io

ADVISORY SERVICES FOR REGULATORS

ADVISORY SERVICES TO SUPPORT THE EMERGENCE OF OTHER TAXONOMIES

Develop the local Taxonomy alignment tool and infrastructure. Using Greenomy's SaaS solution as a basis and leveraging its experience with the EU Taxonomy standards and disclosure requirements to tailor the tool & infrastructure to the local Taxonomy.



Leveraging on the experience of the most advanced tool to comply with the EU Taxonomy as well as other current and future EU ESG regulations (i.e., SFDR, NFRD, CSRD)

Digitalising, scaling and spreading sustainability expertise, collecting and validating sustainability data more easily, cost-effectively and systematically via our SaaS ecosystem



Accelerating the implementation of your future taxonomy by connecting all relevant stakeholders

Supporting the redirection of funds towards sustainable activities, speeding up your country's transition to a carbon neutral economy by 2050



GREEN TAXONOMY INFRASTRUCTURE

CREATE YOUR NATIONAL GREEN TAXONOMY AND INFRASTRUCTURE IN THREE COMPREHENSIVE PHASES

1 DRAFT YOUR OWN GREEN TAXONOMY

Don't waste time drafting a complex technical and legal classification system, **we have the expertise to draft it for you.** We help you create delegated acts clarifying your methodology or amending it based on your economic landscape, and we provide reporting templates for the industry. **We help policymakers benefit from the best international standards.**



2 CREATE THE TECHNOLOGICAL INFRASTRUCTURE

You don't have the infrastructure to implement efficiently your newly adopted Green Taxonomy? You can leverage our **cutting-edge ecosystem**, already deployed in the EU, to comply with your own national taxonomy as well as current and future ESG regulation, **accelerating their implementation.**



3 BUILD A SUSTAINABLE FINANCE ECOSYSTEM

You have put in place a comprehensive classification system and an efficient infrastructure! Now **we will help you share it** with issuers and financial institutions and **maintain it** by keeping it up to date and secure. This will create a robust ecosystem speeding up the economic transition to **achieve your net-zero emission goals.**



Book a demo on www.greenomy.io

BY WORKING WITH GREENOMY, RELY ON THE AGILITY AND EXPERTISE OF A CUTTING EDGE GREENTECH PLATFORM SPECIALIZED IN GREEN TAXONOMIES, BACKED WITH THE STRENGTH AND NETWORK OF EUROCLEAR



Greenomy helps corporates, credit institutions and asset managers comply with new EU sustainable finance legislation by digitalizing the data capturing and reporting process. Greenomy is gradually integrating other non-EU Green Taxonomies to offer users a one-stop solution for their global operations.



Euroclear Group is the financial industry's trusted provider of post trade services. Euroclear provides settlement and custody of domestic and cross-border securities for bonds, equities and derivatives to investment funds. Euroclear is a proven, resilient capital market infrastructure committed to delivering risk-mitigation, automation and efficiency at scale for its global client franchise.

“ Together with Euroclear and future partners, we aim to bridge the gap between existing and new ESG taxonomies and standards, offering a new global market infrastructure, supporting both issuers and financial institutions in their sustainability strategy. This will ultimately help real economies transition faster towards a truly sustainable future. ”

Alexander Stevens, CEO of Greenomy

ADVOCATING WITH

Appointed expert member of



Elaborating the EET with



Member of the leading greentech network



Facilitating sustainable data flows with



Member of



Signatory of



Contact us at hello@greenomy.io

**PREPARE YOUR
EU SUSTAINABILITY REPORTS
WITH GREENOMY**

Sign up now for a demo
www.greenomy.io

Or contact us on
hello@greenomy.io

